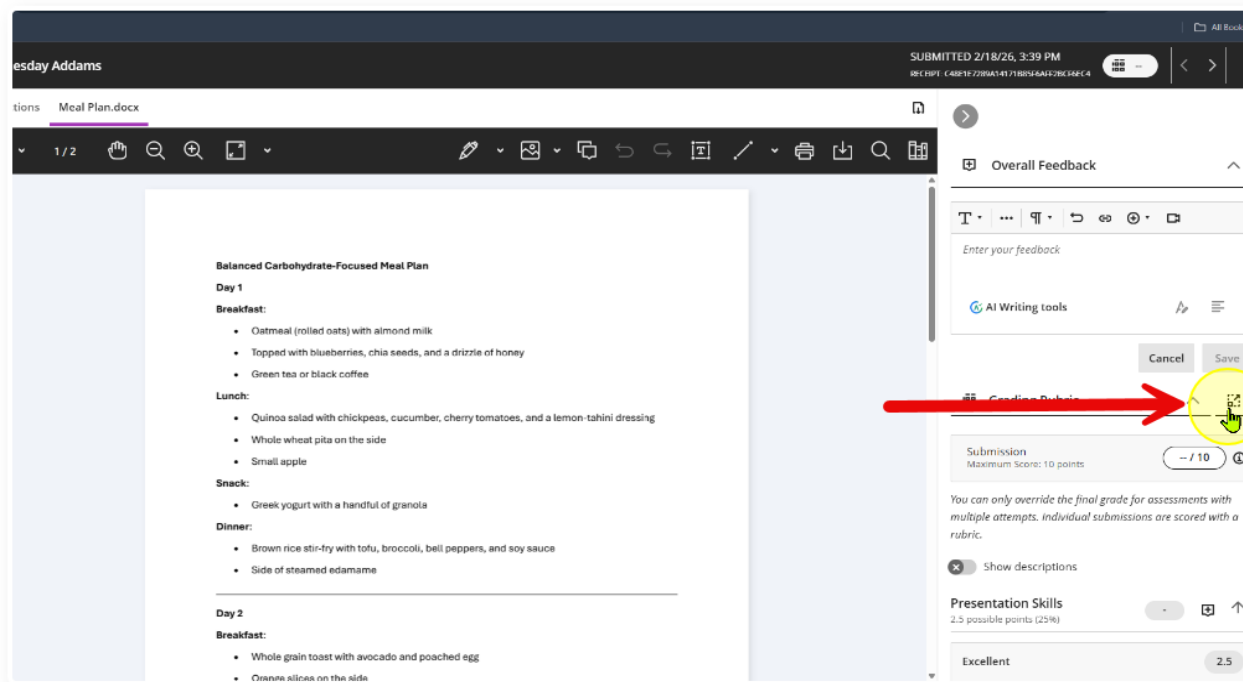
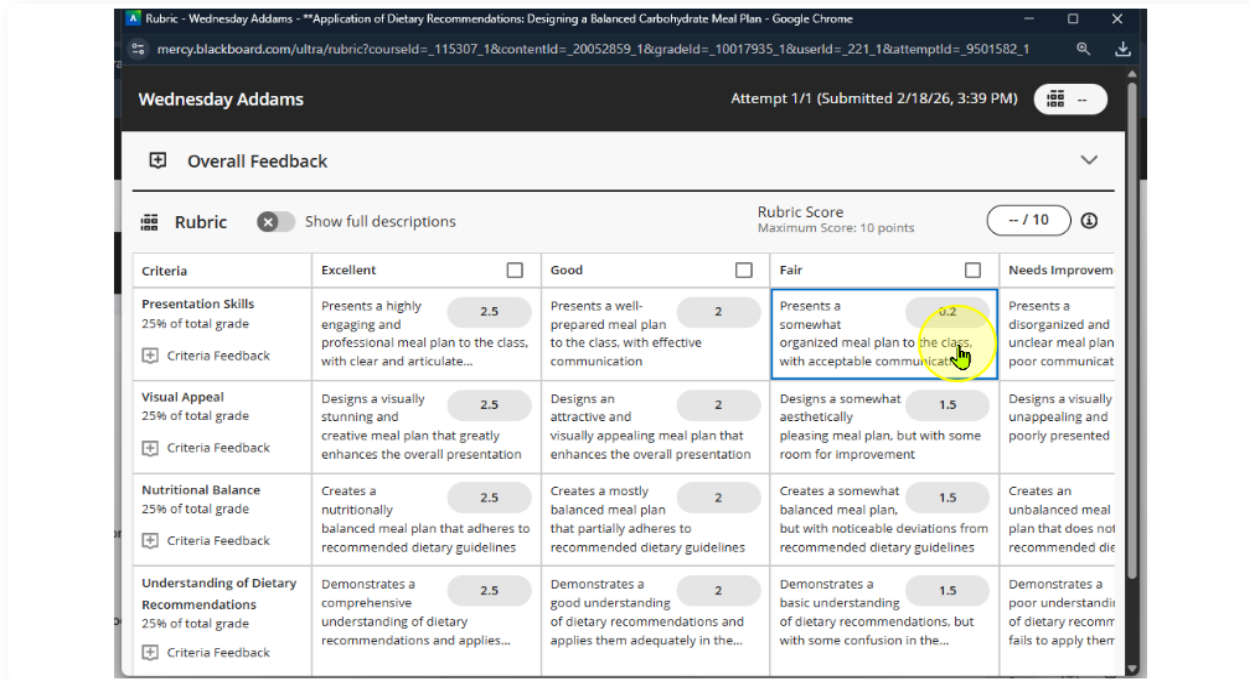


Grading an Assignment with a Rubric

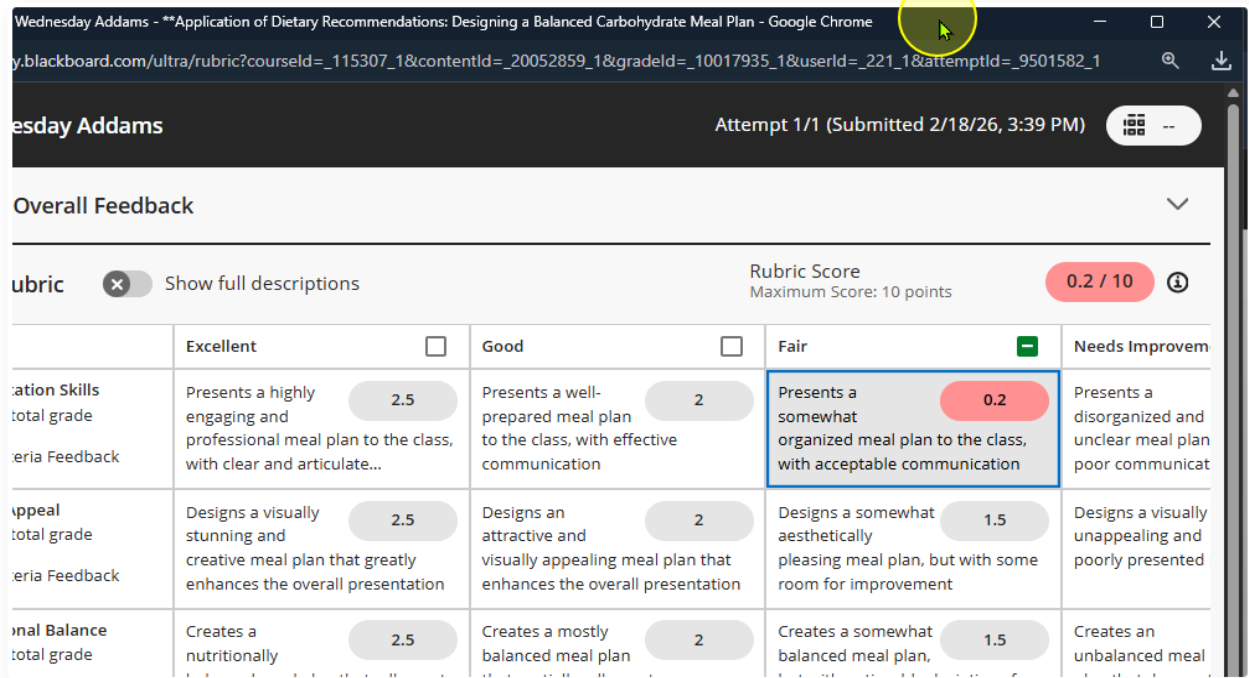
1 Click on the square icon on to the right of "Grading Rubric"



2 The rubric will pop out, and you can begin scoring on the rubric.



3 You may need to adjust the window that the rubric is in similarly to how you would adjust other windows on your computer.



4 Click "Rubric - Wednesday Addams - **Application of Dietary Recommendations: Designing a Balanced Carbohydr..."

	Excellent <input type="checkbox"/>	Good <input type="checkbox"/>	Fair <input checked="" type="checkbox"/>	Needs Improvement <input type="checkbox"/>
Feedback	Presents a highly engaging and professional meal plan to the class, with clear and articulate... 2.5	Presents a well-prepared meal plan to the class, with effective communication 2	Presents a somewhat organized meal plan to the class, with acceptable communication 0.2	Presents a disorganized and unclear meal plan to the class, with poor communication 0.1
Feedback	Designs a visually stunning and creative meal plan that greatly enhances the overall presentation 2.5	Designs an attractive and visually appealing meal plan that enhances the overall presentation 2	Designs a somewhat aesthetically pleasing meal plan, but with some room for improvement 1.5	Designs a visually unappealing and poorly presented meal plan 1
Feedback	Creates a nutritionally balanced meal plan that adheres to recommended dietary guidelines 2.5	Creates a mostly balanced meal plan that partially adheres to recommended dietary guidelines 2	Creates a somewhat balanced meal plan, but with noticeable deviations from recommended dietary guidelines 1.5	Creates an unbalanced meal plan that does not adhere to recommended dietary guidelines 1
Feedback	Demonstrates a comprehensive understanding of dietary recommendations and applies... 2.5	Demonstrates a good understanding of dietary recommendations and applies them adequately in the... 2	Demonstrates a basic understanding of dietary recommendations, but with some confusion in the... 1.5	Demonstrates a poor understanding of dietary recommendations and fails to apply them effectively in... 1

Close **Save**

5 Click the X in the top left to close the rubric window.

Rubric - Wednesday Addams - **Application of Dietary Recommendations: Designing a Balanced Carbohydrate Meal Plan - Google Chrome

mercy.blackboard.com/ultra/rubric?courseId=_115307_1&contentId=_20052859_1&gradeId=_10017935_1&userId=_221_1&attemptId=_9501582_1

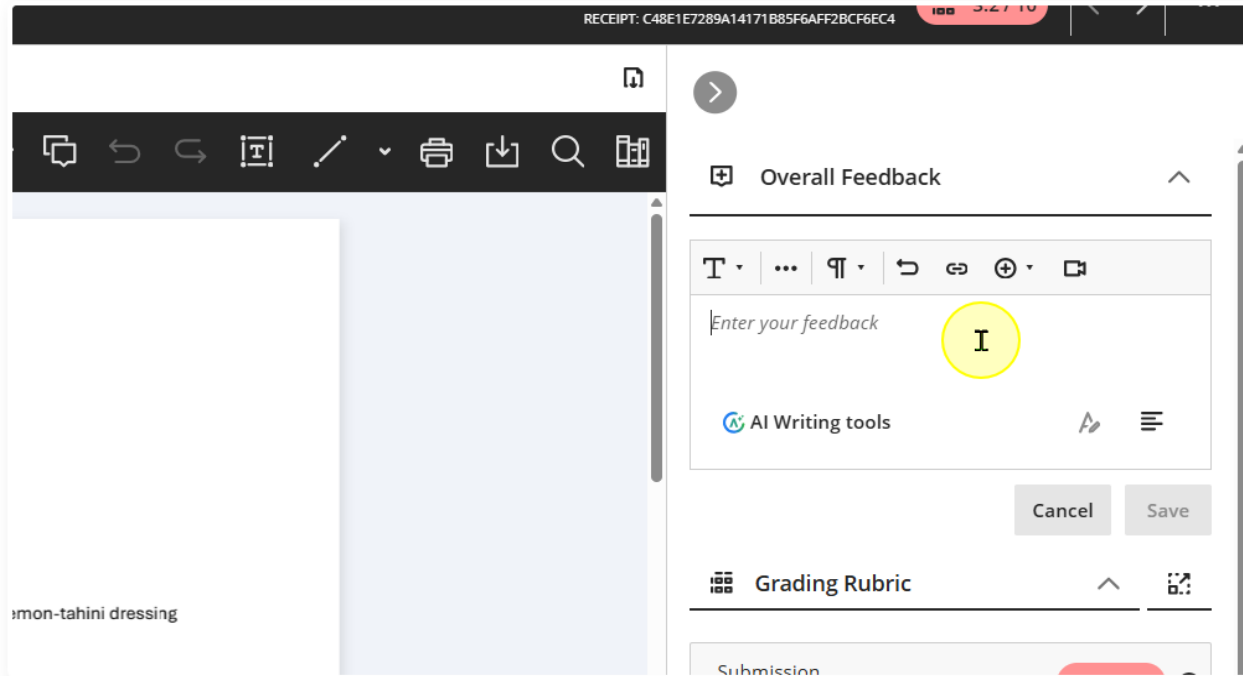
Overall Feedback

Rubric Show full descriptions

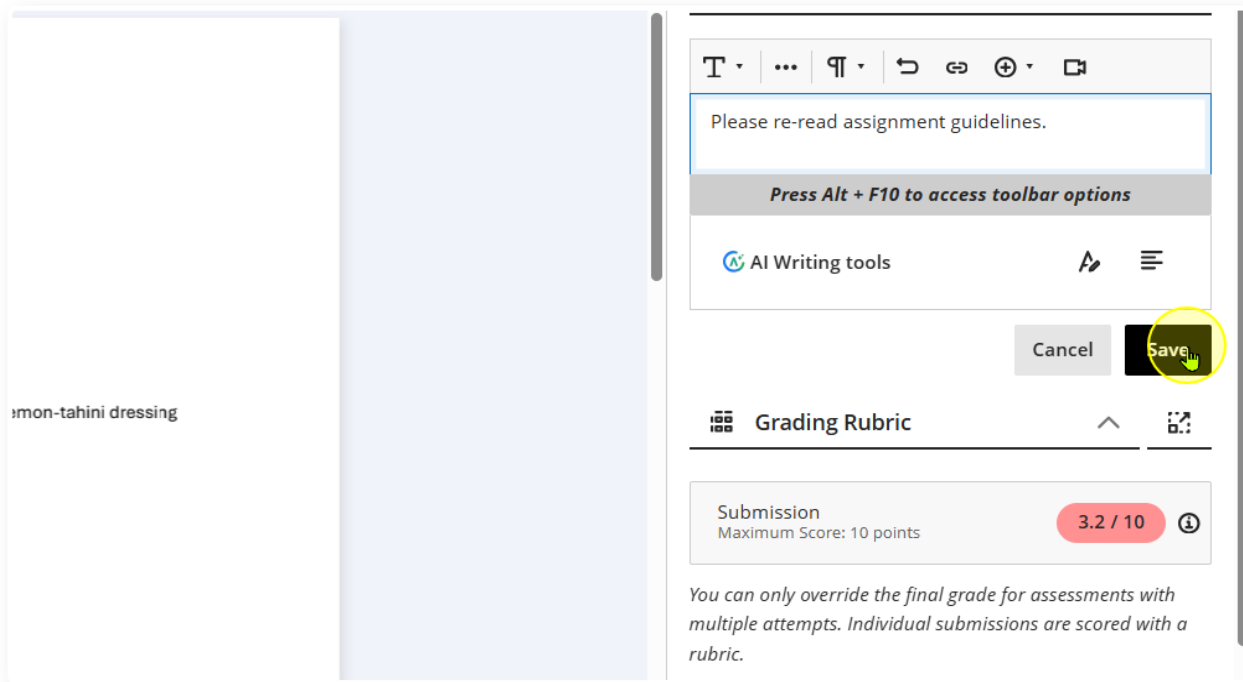
Rubric Score **3.2 / 10**
Maximum Score: 10 points

	Excellent <input type="checkbox"/>	Good <input type="checkbox"/>	Fair <input checked="" type="checkbox"/>	Needs Improvement <input type="checkbox"/>
Feedback	Presents a highly engaging and professional meal plan to the class, with clear and articulate... 2.5	Presents a well-prepared meal plan to the class, with effective communication 2	Presents a somewhat organized meal plan to the class, with acceptable communication 0.2	Presents a disorganized and unclear meal plan to the class, with poor communication 0.1
Feedback	Designs a visually stunning and creative meal plan that greatly enhances the overall presentation 2.5	Designs an attractive and visually appealing meal plan that enhances the overall presentation 2	Designs a somewhat aesthetically pleasing meal plan, but with some room for improvement 1.5	Designs a visually unappealing and poorly presented meal plan 1
Feedback	Creates a nutritionally balanced meal plan that adheres to recommended dietary guidelines 2.5	Creates a mostly balanced meal plan that partially adheres to recommended dietary guidelines 2	Creates a somewhat balanced meal plan, but with noticeable deviations from recommended dietary guidelines 1.5	Creates an unbalanced meal plan that does not adhere to recommended dietary guidelines 1
Feedback	Demonstrates a comprehensive understanding of dietary recommendations and applies... 2.5	Demonstrates a good understanding of dietary recommendations and applies them adequately in the... 2	Demonstrates a basic understanding of dietary recommendations, but with some confusion in the... 1.5	Demonstrates a poor understanding of dietary recommendations and fails to apply them effectively in... 1

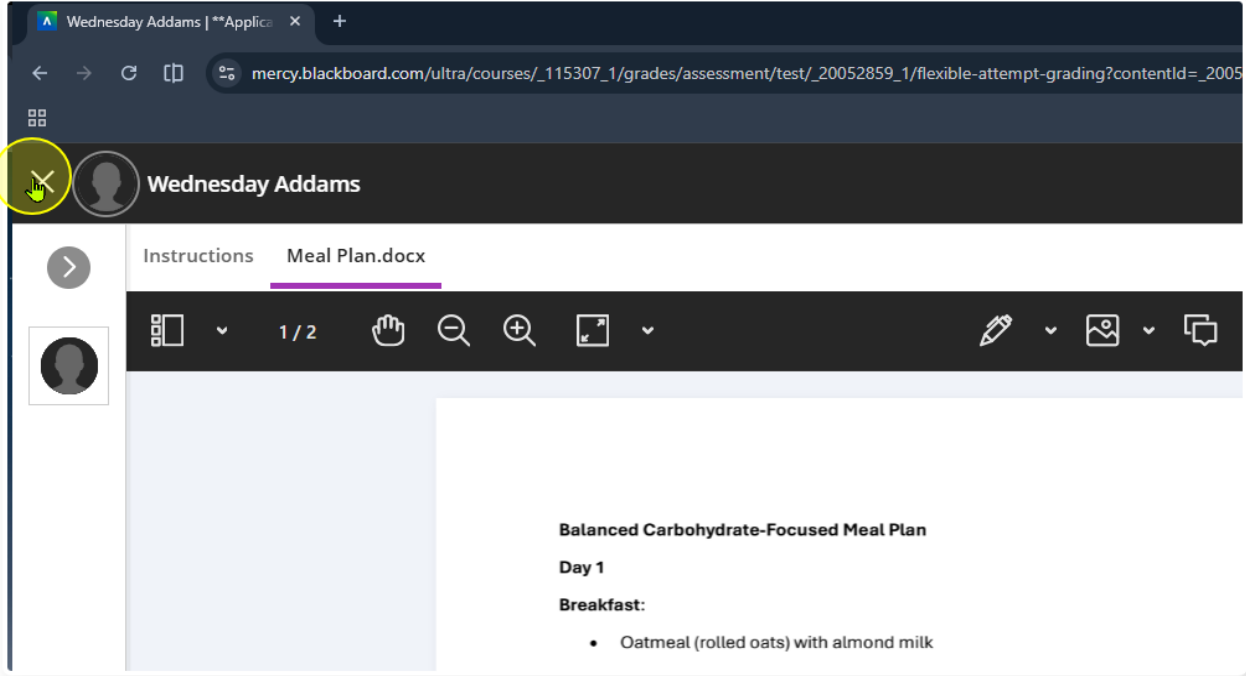
6 Click in the text box below "Overall Feedback" to provide any written feedback.



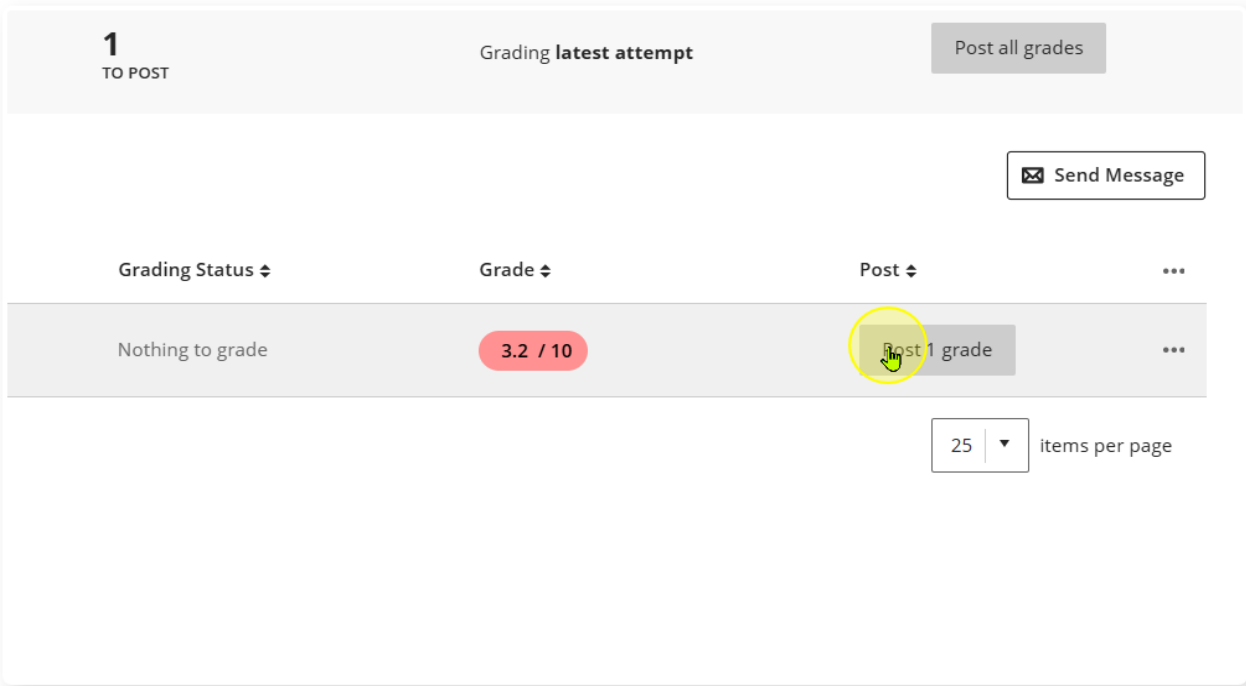
7 Click save when done



8 Click the X to close.



9 Click "Post grade"



10 Click "Post Grade" on the pop-up window to confirm.

The screenshot shows a 'Post Grade?' pop-up window with the following text: 'When you post grades, students can view them and any feedback you provided. Students can view feedback for all graded attempts.' At the bottom of the pop-up are two buttons: 'Cancel' and 'Post Grade'. A yellow circle highlights the 'Post Grade' button, with a mouse cursor pointing to it. The background is a blurred view of a course page for 'hydrate Meal Plan', showing a table with columns for 'Student Status', 'Grading Status', and 'Grade'. The 'Grade' column shows '3.2 / 10' in a red pill-shaped box. The 'Grading Status' column shows 'Nothing to grade'.